Kingsgate
Consolidated Limited

18 November 2010

(25 pages including cover)

Via ASX Online
For Public Release

The Manager
Company Announcements Office
Australian Securities Exchange

Dear Sir/Madam,

CEO'S PRESENTATION
2010 Annual General Meeting

Please find attached the CEO's Presentation for our 2010 Annual General Meeting held at 2:00pm today at the Museum of Sydney on the corner of Bridge and Phillip Streets, Sydney NSW 2000.

Yours Sincerely,
KINGSGATE CONSOLIDATED LIMITED

PETER WARREN
Company Secretary

Kingsgate Consolidated Limited
(ABN 42 000 837 472)
Suite 801, Level 8, 14 Martin Place
Sydney NSW 2000 Australia

Telephone: 61 2 8256 4800
Facsimile: 61 2 8256 4810
Email: info@kingsgate.com.au
Website: www.kingsgate.com.au

Kingsgate Consolidated Limited

Premier ASX mid-tier Gold producer

A G M
18 November 2010

Disclaimer

Forward Looking Statements:

These materials include forward looking statements. Forward looking statements inherently involve subjective judgment & analysis & are subject to significant uncertainties, risks & contingencies, many of which are outside of the control of, & may be unknown to, the company.

Actual results and developments may vary materially from that expressed in these materials. The types of uncertainties which are relevant to the company may include, but are not limited to, commodity prices, political uncertainty, changes to the regulatory framework which applies to the business of the company & general economic conditions. Given these uncertainties, readers are cautioned not to place undue reliance on such forward looking statements.

Forward looking statements in these materials speak only at the date of issue. Subject to any continuing obligations under applicable law or any relevant stock exchange listing rules, the company undertakes any obligation to publicly update or revise any of the forward looking statements, changes in events, conditions or circumstances on which any such statement is based.

Some statements in this presentation regarding estimates or future events are forward looking statements. They involve risk and uncertainties that could cause actual results to differ from estimated results. Forward looking statements include estimates of future production, cash and total costs per ounce of production, reserve and mineralized material estimates, capital costs, and other estimates or prediction of future activities. They include statements proceeded by words such as "believe," "estimate," "expect," "intend," "will," and similar expressions. Actual results could differ materially depending on such things as political events, labour relations, currency fluctuations and other general economic conditions, market prices for Dominion Mining Limited and/or Kingsgate Consolidated Limited products, timing of permits and other government approvals and requirements, changes in operating conditions, lower than expected ore grades, unexpected ground and mining conditions, availability and cost of materials and equipment, and risks generally inherent in the ownership and operation of mining properties and investment in foreign countries.

Disclaimer

General Disclaimer:

The information contained in this presentation is for informational purposes only and does not constitute an offer to issue, or arrange to issue securities or other financial products. The information contained in this presentation is not investment or financial product advice and has been prepared without taking into account the investment objectives, financial situation or particular needs of any person. To the maximum extent permitted by law, none of Dominion Mining Limited, Kingsgate Consolidated Limited, their respective directors, employees or agents, nor any other person accepts any liability including without limitation any liability arising out of fault or negligence for any loss caused from the use of the information contained in this presentation. No representation or warranty, express or implied, is given as to the accuracy, completeness or correctness, likelihood of achievement or reasonableness of any forecasts or other forward looking statements.

Competent Persons Statements:

Information in this presentation that relates to Kingsgate's Exploration Results, Mineral Resource and Ore Reserve estimates, geology, drilling and mineralisation, is based on information compiled by Ron James, who is an employee of the Kingsgate Group and is a member of The Australasian Institute of Mining and Metallurgy. Ron James is a Competent Person under the meaning of the JORC Code with respect to Exploration Results, Mineral Resource and Ore Reserve estimates, geology, drilling and mineralisation being presented. He has given his consent to the Public Reporting of these statements concerning Exploration Results, Mineral Resource and Ore Reserve estimates, geology, drilling and mineralisation, and is in agreement with the contents and format of this presentation.

The information in this presentation that relates to Dominion's Exploration Results, Mineral Resources or Ore Reserves is based on information compiled by Peter Bamford, Tony Poustie and Paul Androvic who are full-time employees of the Company, members of the Australasian Institute of Mining and Metallurgy. Peter Bamford, Tony Poustie and Paul Androvic have sufficient experience, which is relevant to the style of mineralisation and type of deposit under consideration and to the activity, which they are undertaking to qualify as Competent Persons as defined in the 2004 Edition of the 'Australasian Code for Reporting of Exploration Results, Mineral Resources and Ore Reserves'. Peter Bamford, Tony Poustie and Paul Androvic, consent to the inclusion in the report of the matters based on their information in the form and context in which it appears.

Delivering Shareholder Value

- Record profit from high margins
- Record dividend paid
- Strong operating performance
- Share price up 42% year on year
- Chatree expansion on time & budget
- Reserve growth
- Exploration success
- Growth opportunities

Strong Financial Performance

Record Profit:
A$73.1M
Up 125%

Revenue: A$175 million; up 54%
EBITDA: A$96 million
1st year of Thai Tax (7months at 15%)

Record dividend:
35c/sh (Yield 3.5%)

A$0.35 per share unfranked
Highest yield of any gold miner

No Debt
$32M Net Cash

A$32 million net cash at 30 Sept 2010
Undrawn US$60 million debt facility
Full exposure to US$ gold price

Share Price Appreciation

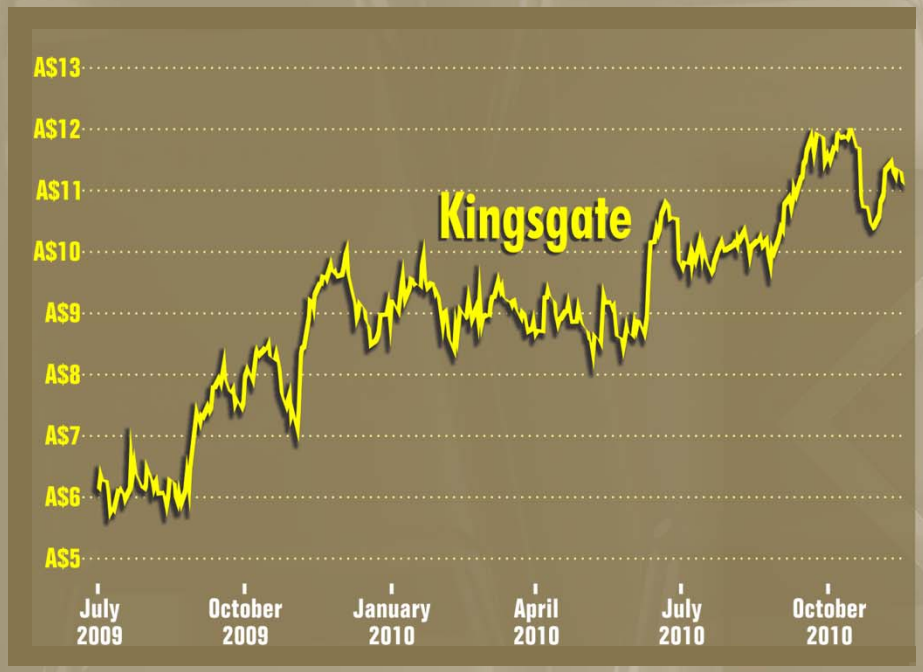

3rd Highest Return on ASX 200 (last 10 yrs)

Ten year ROI – 1400%

Average annual ROI - 38.3%

Return on Equity – 23.1%

Chatree Operating Excellence

Low Cost Gold maintained

US$335/oz costs

132,628oz Gold Production FY10
US$335/oz Cash Costs FY10
US$257/oz + US$78/oz Thai Royalty

Asian Competitive Advantage

Costs: US$15.50/t, Up 15% in 9 years
Low costs due grid to power & labour
Weakening US$ adds cost pressure

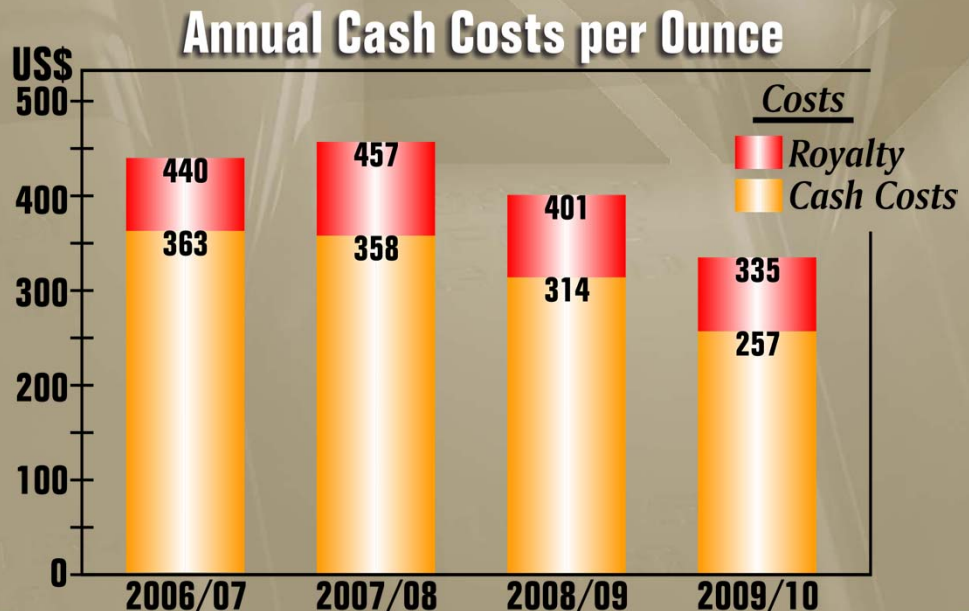

Expansion on Time and Budget

Chatree processing plant capacity increase from 2.3 to +5 Mtpa
Commissioning expected September Quarter 2011
Increase production up to 200,000 ounces per year

Grinding

Capex: ~US$45M expensed; Remaining~US$80M
Mandated Investec & Thai banks for US$100m debt
Tax incentives granted for production from new plant

Growing World Class Deposit

World Class Gold Deposits are +5 Moz

Chatree ~6Moz to date & growing including mined to date

1.9 Moz Reserve
4.3 Moz Resource

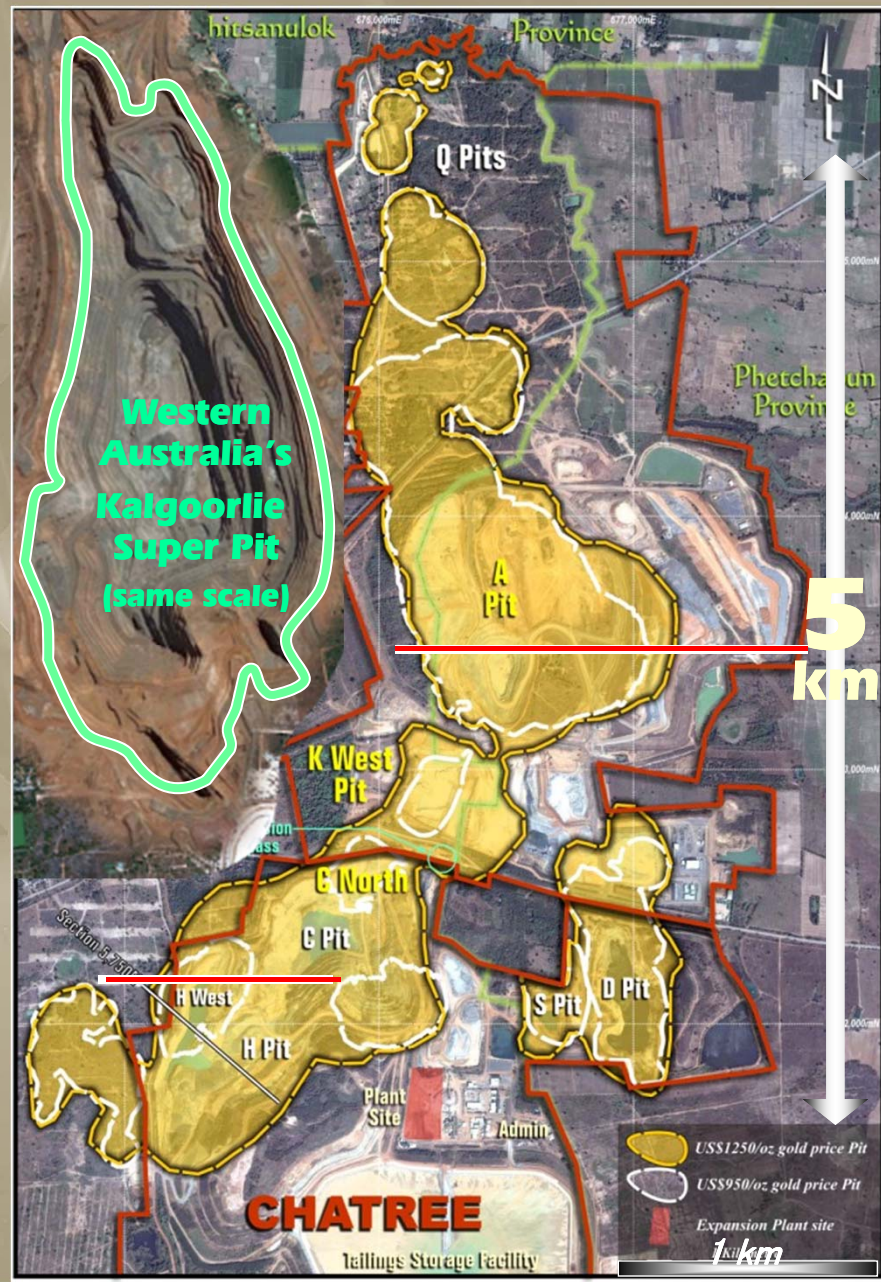

Organic Growth - Expanding Pits

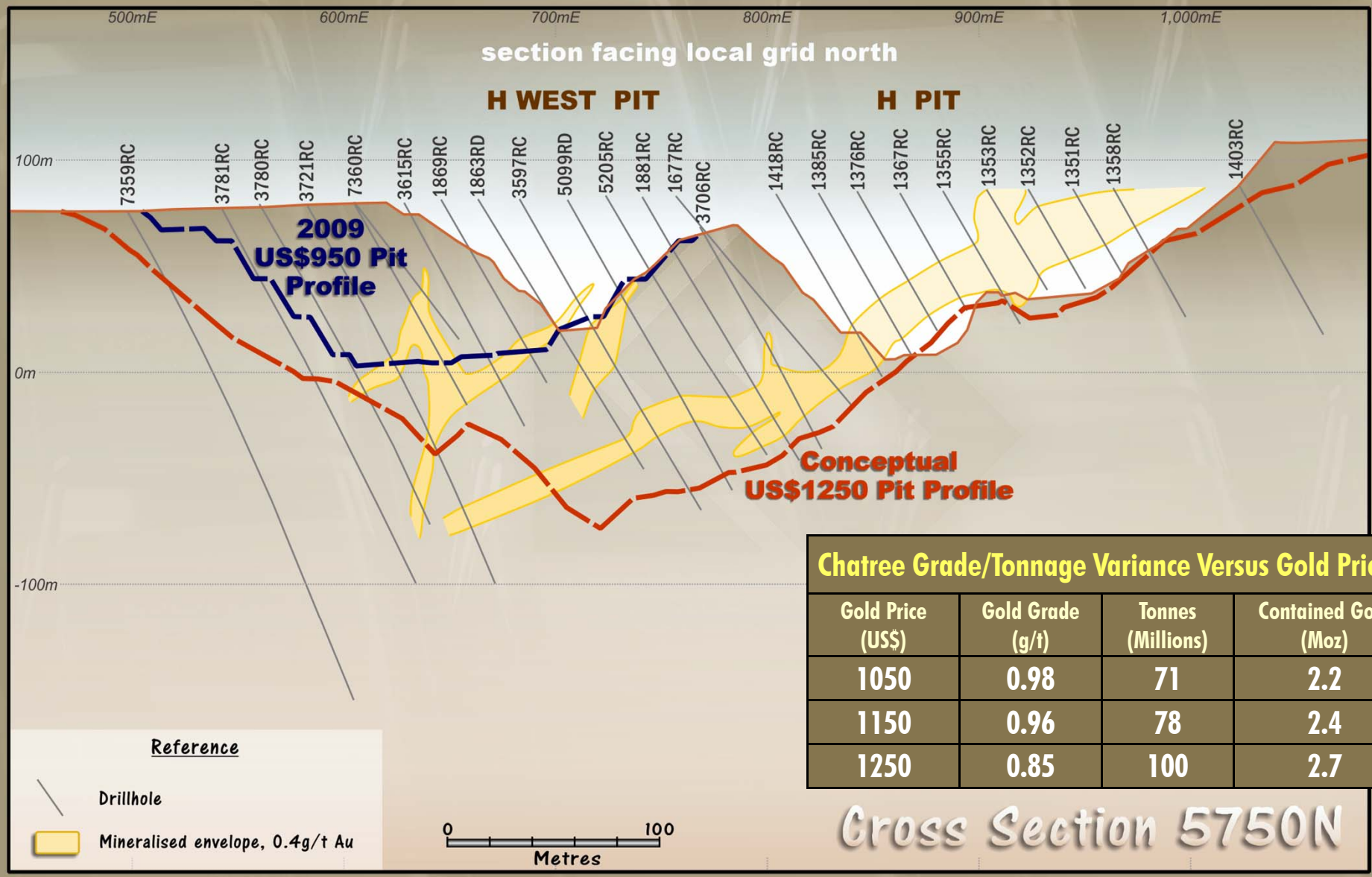

Chatree Grade/Tonnage Variance Versus Gold Price*

Gold Price (US$)	Gold Grade (g/t)	Tonnes (Millions)	Contained Gold (Moz)
1050	0.98	71	2.2
1150	0.96	78	2.4
1250	0.85	100	2.7

Cross Section 5750N

Organic Growth – Below Pits

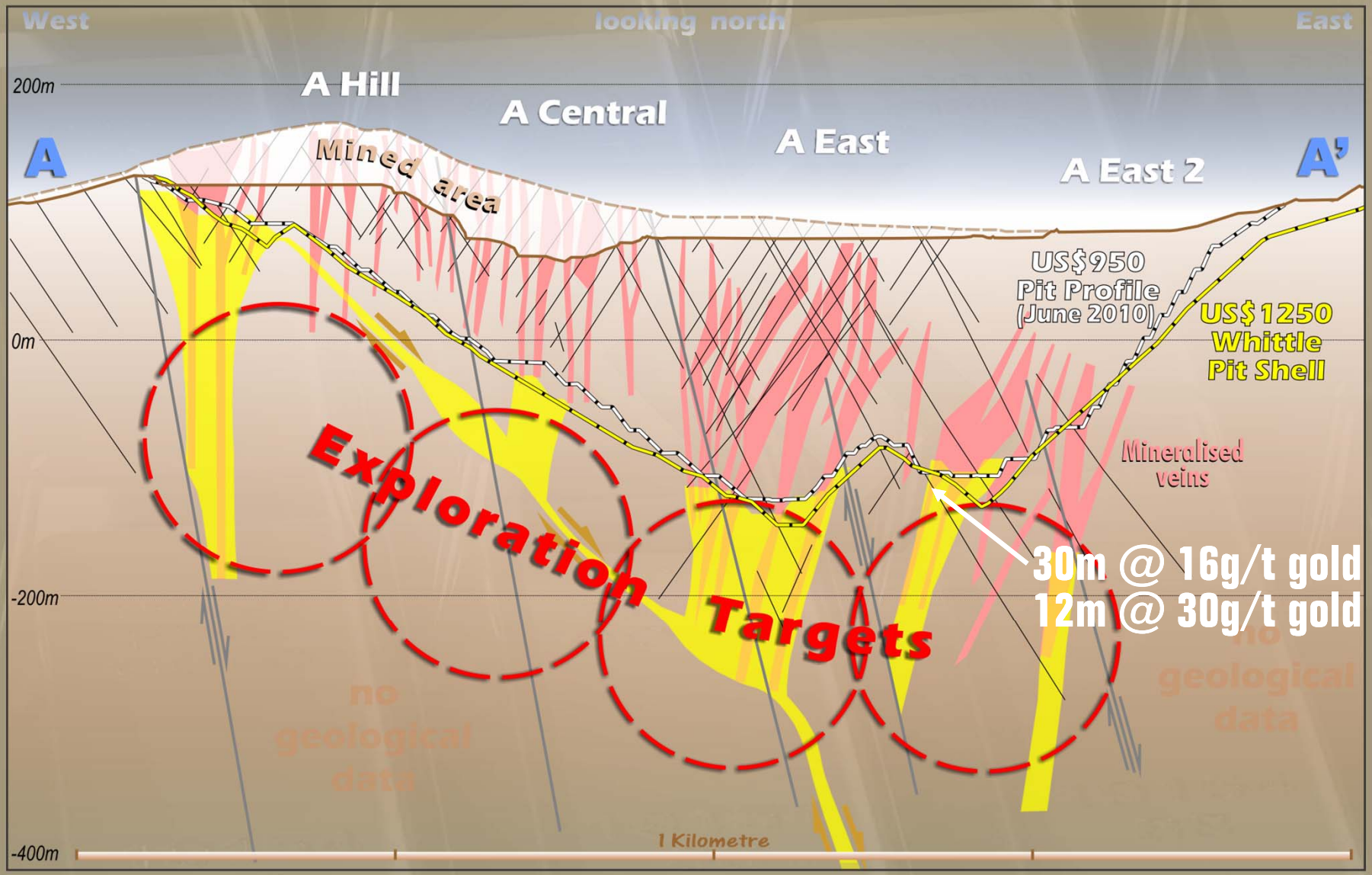

Organic Growth – U/G Potential

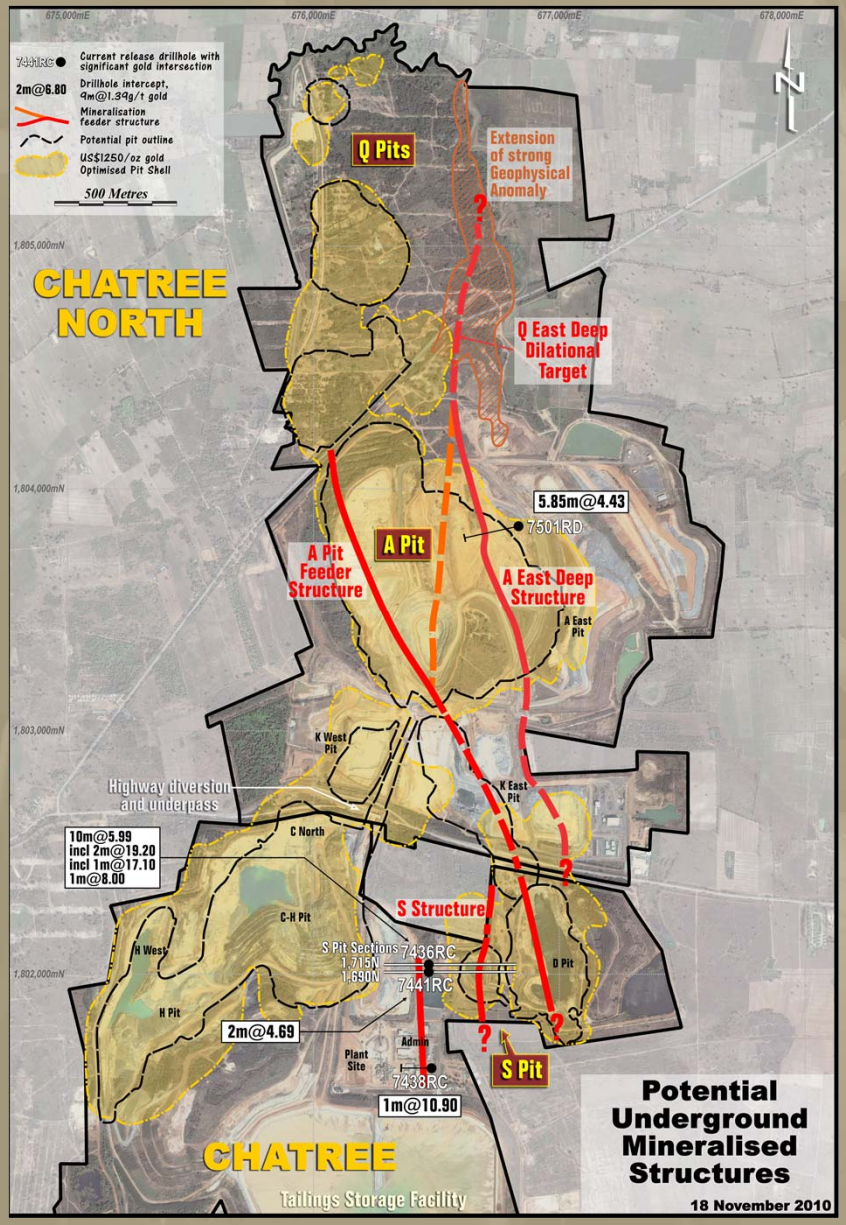

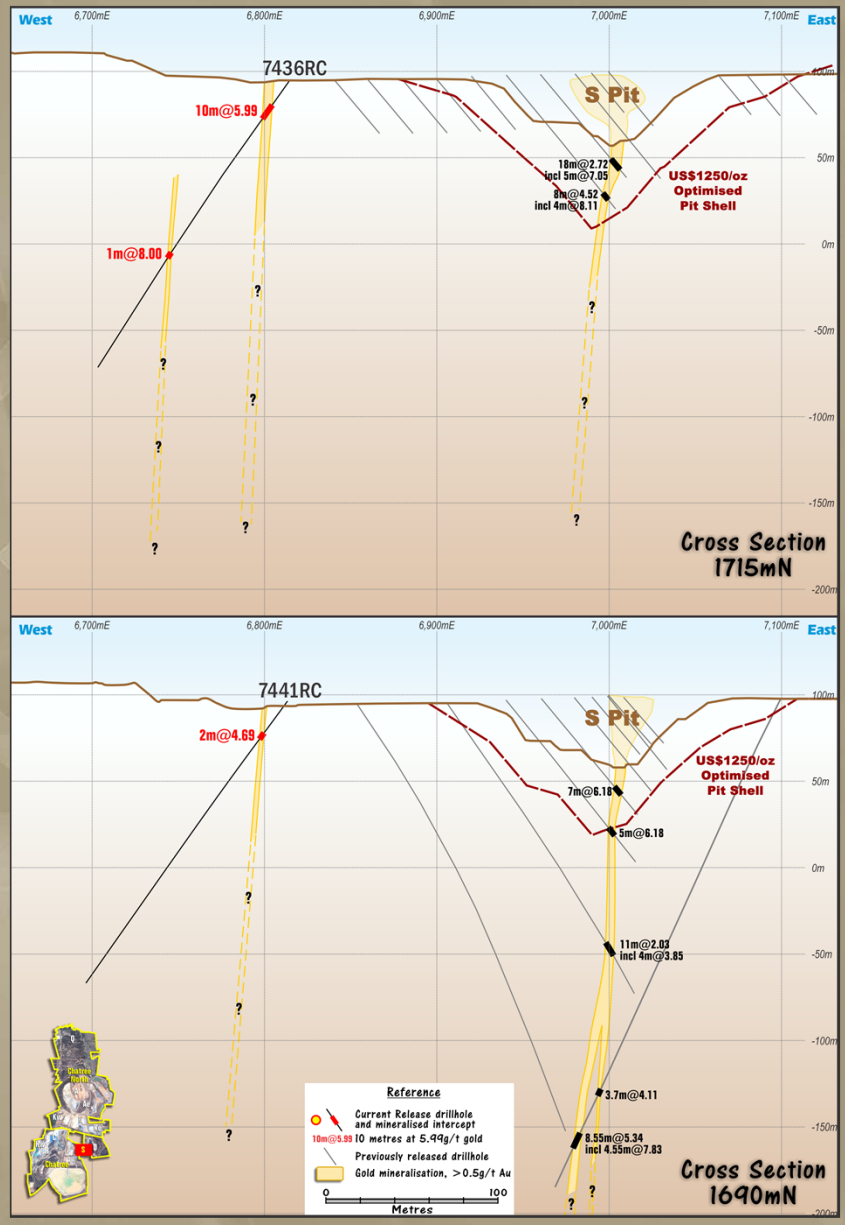

Organic Growth – Thailand

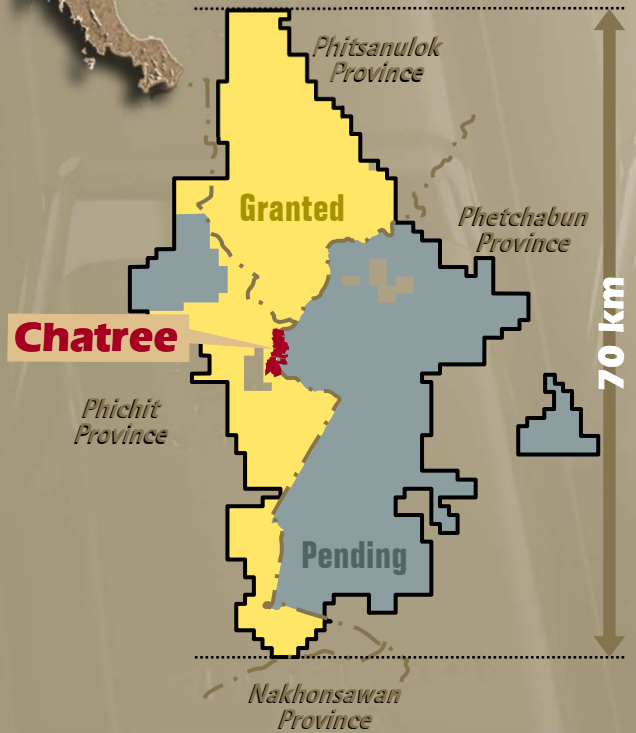

Regional Exploration

- World class gold province
- First mover advantage
- 1300km² tenement package
  - Near mine satellite deposits
    - Suwan Area – <10km trucking distance to Chatree plant
  - Regional stand alone potential
    - Chokdee prospect

Patience & persistence drives success

Corporate Social Responsibility

- World Safest Gold Mine
  - 7 years – No incidents
- Zero Environmental Incidents
- ISO Standards on all activities
- Only mining company granted Social Accountability SA8000
- Training focus – 99% Thai
  - 31% women in management
- High quality, stable workforce
- Created local support industry

Thailand National Occupational Safety & Health Award 2010

Zero Accident Award 2010.jpg

Prime Minister's Award 2010

Dominion Transaction Summary

Offer	0.31 KCN shares per DOM share Unanimously recommended by both Boards Implemented by Scheme of Arrangement
Impact	Offer valued Dominion at A$376M Premium of 33% over pre bid price Ownership ~76% KCN, ~24% DOM
Indicative timetable	Scheme documentation late Dec 2010 DOM shareholder meeting late Jan 2011 Transaction completion early Feb 2011

Overview of Dominion

- Challenger underground mine in South Australia
  - Gold production rate ~100,000 ounces pa
- Exploration targets to increase reserve and resource position
- Ungeared balance sheet and healthy cash balance
- Prospective portfolio of regional exploration tenements and applications in Western Australia, South Australia and Laos

Dominion's Challenger Gold Mine

- Reserves of 421,650 ounces (as at June 30, 2010)
- Resources of 950,220 ounces (as at June 30, 2010)
- 2010 production 81,000oz @ cash cost of $697/oz
- Strong reserve increase since commencement and further reserve growth anticipated

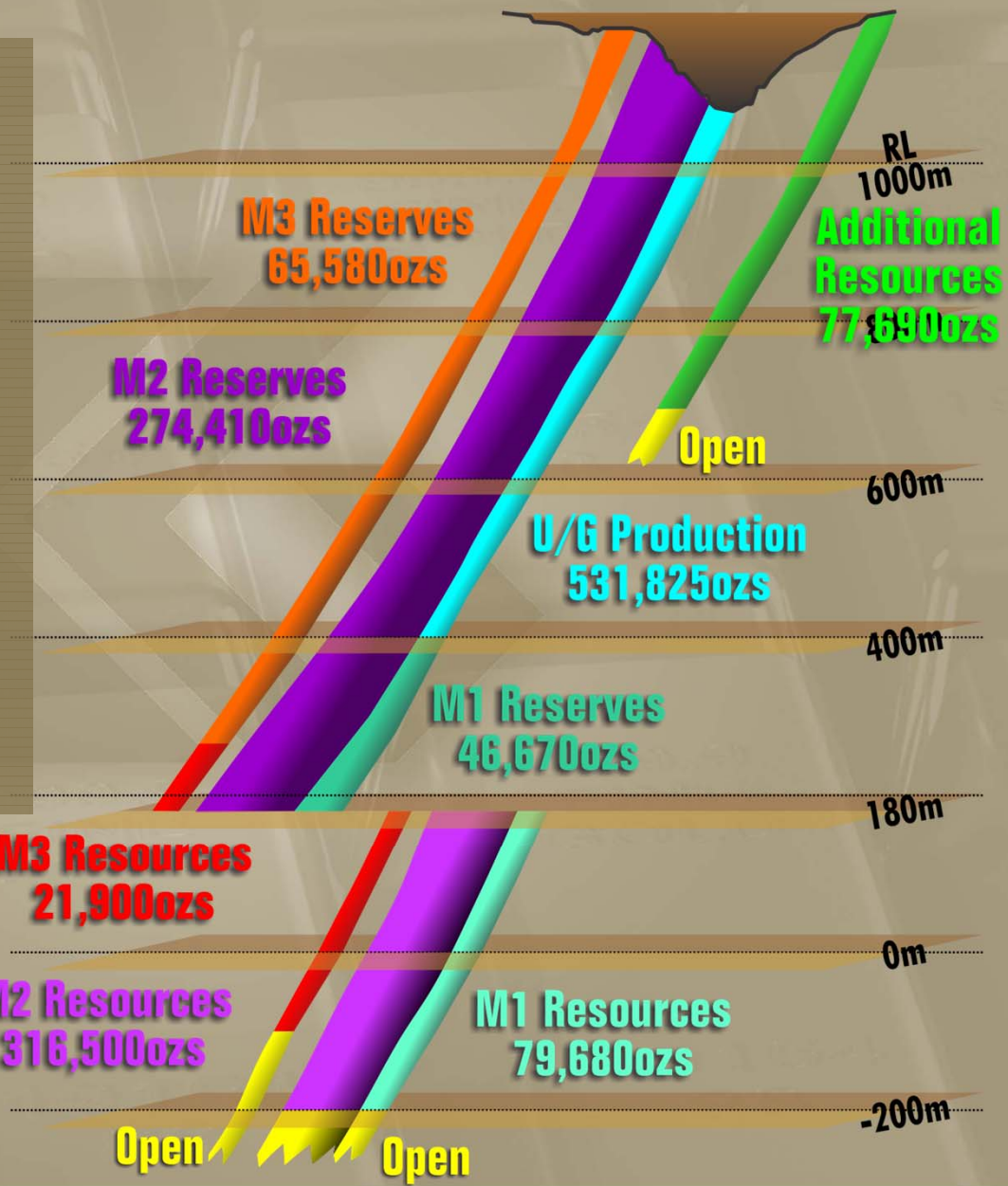

Dominion Transaction Highlights

Production and exploration upside	Robust production outlook Potential 300,000oz pa gold production Substantial prospective exploration
Strong combined financial platform	Enhanced cashflow from strong margins No debt and A$47M net cash Ability to pursue further growth
Geographic and operational diversity	Two operating mines Geographic diversification Improved access to capital
Combines strong complementary teams	Significant open cut & u/ground expertise Highly skilled exploration team

Overview of Laguna Resources

- ASX listed (ASX:LRC)
- Offer of 1 KCN share for every 520 LRC shares
- Equivalent to approx. A$0.02per share or A$22m
- Unanimously recommended by LRC Board
- Management team in Santiago and Copiapo
- Main asset is the Arqueros advanced project in the world-class Maricunga Belt of Northern Chile.
- Portfolio of gold exploration projects in the region

Arqueros Project Well Located

- Arqueros located in the world-class Maricunga Gold-Silver Belt
- Maricunga Belt
  - Host to over 70Moz gold resources
  - Produced over 10Moz gold
  - Currently producing ~500Kozpa
- Available infrastructure with access to power and water

Arqueros – Fast Track to Production

- 1.1 Million ounces gold equivalent (JORC Indicated + Inferred)
- Average grade of 1.5g/t gold equivalent (cut-off: 0.7 g/t)
- Target production of 100,000oz pa gold equivalent by open cut mine
- Plan to fast-track Arqueros through feasibility study into production
- Four additional high quality exploration gold projects in the Maricunga Belt

Growing gold producer

Chatree Reserves Increasing

- Drilling extensions to open pits
- High grade veins beneath pits

Production Expanding

- Plant expansion on time and on budget
- Commissioning expected Sept Qtr 2011

Discovery Potential

- Thailand: over 1300km^2 tenements
- Stand alone prospects e.g. Chokdee
- Extensive exploration program

Diversified Growth

- Australia: Dominion's Challenger gold mine in South Aust and exploration
- Chile: Laguna's Arqueros project and exploration in Maricunga belt

Outlook for 2011

Production	Chatree steady at 120,000 – 130,000 ounces Expansion expected to commission in September Quarter 2011
Costs	Steady at the operational level but under pressure from weakening US$
Corporate	DOM scheme implemented in early Feb 2011 LRC takeover expected to be completed in early - mid January 2011

Kingsgate Consolidated Limited

Thank you